

Sigma

Boiling Water Tap with Kitchen Hot and Cold Mixer 2.4 litre boiling water tank



Usage

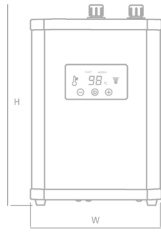
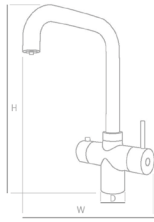
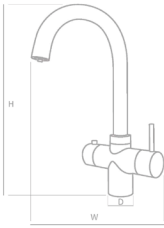
A competitively priced 3 in 1 boiling water tap which provides near boiling 98°C water for tea, coffee and many kitchen uses and a standard kitchen hot and cold mixer all from a single tap. This makes it ideal for retro-fit applications as well as new kitchens in the home and small offices.

p.24

Features and Benefits

- Creates a clutter free and simplified design within any kitchen
- Time and space saving
- Filtered near boiling 98°C water ideal for a wide range of kitchen uses
- Polished chrome or brushed nickel finish
- Swan or square neck spout
- Cool touch insulated tap with 180° swivel function
- Safety lock on the boiling side with spring-back tap handle
- Elongated mixer lever for ease of use total length 115 mm length from centre 90 mm
- Kitchen mixer on RHS and boiling handle on LHS of tap
- 2.4 litre compact tank, saves on cupboard space
- Power rating 1.5 kW
- Use with the Zen crossover valve to create a 4 in 1 tap by adding filtered drinking water
- Easy to install - no expansion vessel or relief valve needed
- 98°C water flow rate 1.2 litres per minute
- Digital temperature display on tank with ready/ heating indicator
- Choose from a number of temperature settings between 90°C and 98°C
- Standard sink hot and cold mixer supplied from your existing hot and mains cold water supply
- Consider installing a Speedflow to provide hot water for dish washing if there is no central heating system nearby (page 40)
- Must be fitted with initial scale filter supplied for inlet to boiling tank. Replacement filter cartridge available (SIGMACAR)
- The Sigma tap should be mounted over a sink. Not suitable for use with a Zen font and drain.

Product Code	Tap Neck	Tap Finish
SIGMAS	Swan	Polished Chrome
SIGMAQ	Square	Polished Chrome
SIGMASBN	Swan	Brushed Nickel
SIGMAQBN	Square	Brushed Nickel



Outer Casing

Tap – polished chrome or brushed nickel finish, swan or square neck
 Tank – powder coated steel

Water Tank

Stainless steel

Thermostat

Electronic

Initial Draw off

10 cups/ 6 mugs based on 167 ml cup and 250 ml mug.

Recovery Rate

80 cups/ 48 mugs per hour

Heat Up Time

9 minutes from cold to 98°C
 6 minutes after initial draw off to 98°C

Safety

Overheat temperature protection.

Safety lock mechanism.

IP Rating

IPX4

Installation

This appliance must be installed in a frost free environment

Required hole diameter for mounting tap 32mm – fits in a standard sink.

Sink/ counter top up to 50mm thick.

Open vented system means slight delay in dispensing 98°C water after the spring-back tap handle has been turned on

Plumbing

Must be installed by a suitably qualified person.

Intended for connection to the mains water supply.

Minimum water pressure 1.5 bar. Maximum water pressure 5 bar. If higher than this a pressure reducing valve is required.

Electrical Connection

Installation must comply with current IET wiring regulations.

Tank

Supplied with kettle lead (1.3m cable and 13 amp UK plug)

Approvals

CE, UKCA

Standard Warranty

1 years parts or replacement warranty. Supplied scale filter must be fitted and replaced every 6 months or 2000 litres or the warranty may be void.

Product Code	Height (mm)	Width (mm)	Depth (mm)	Weight (kg)	
				Empty	Full
SIGMAS	383	170	50		
SIGMAQ	348	170	50		
Sigma Tank	265	190	190	4.0	6.4
SIGMACAR	300	67	85		