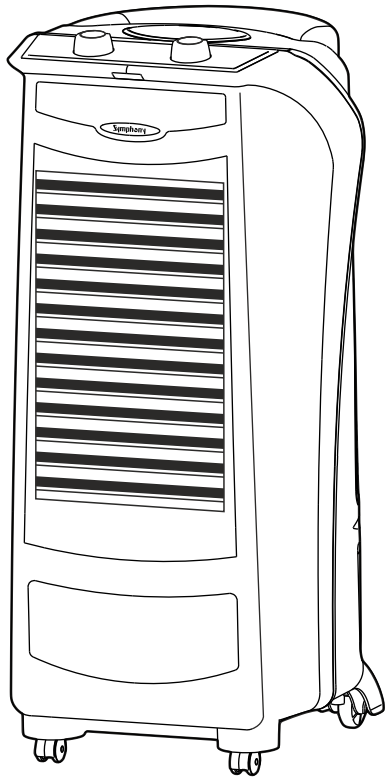
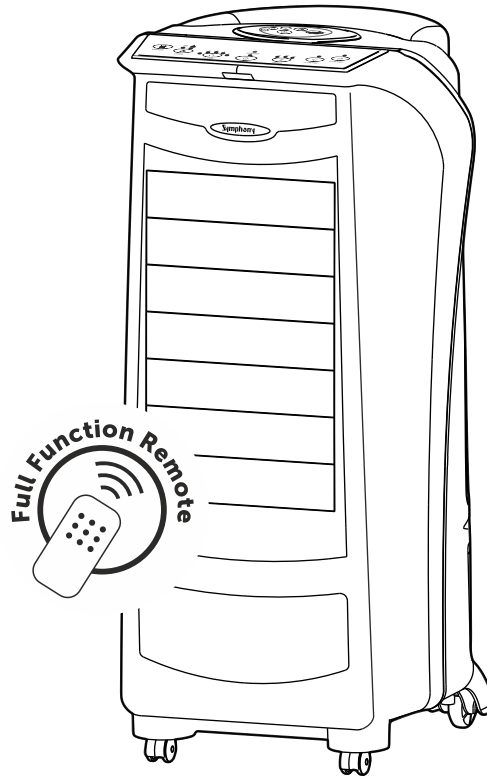


OWNER'S MANUAL

Read these instructions before use



SILVER
Evaporative air cooler



SILVER i
Evaporative air cooler



WITH MULTI STAGE
AIR PURIFICATION

natural cooling

Symphony®

www.symphonylimited.com

Powered by:



WITH MULTI STAGE AIR PURIFICATION



BACTERIA FILTER: Bacteria filter is made of carbon fabric treated by special anti-microbial chemicals that arrests and destroys harmful bacteria and various microorganisms that cause deadly diseases.



DUST FILTER: Dust filter eliminates micro-particles such as pollen, dead skins, dust mites, pet dander, mould spores, etc. It arrests the larger particles and pollutants which contribute the most to the air pollution.



SMELL FILTER: Smell filter effectively adsorb odours, smoke, chemicals, fumes and various volatile organic compounds from the indoor air.



PM2.5 WASH FILTER: The air is washed and cleansed while passing through this special cellulose based filter with flowing water curtain. Here, the air is stripped of the impurities and what remains is pure and crisp air.



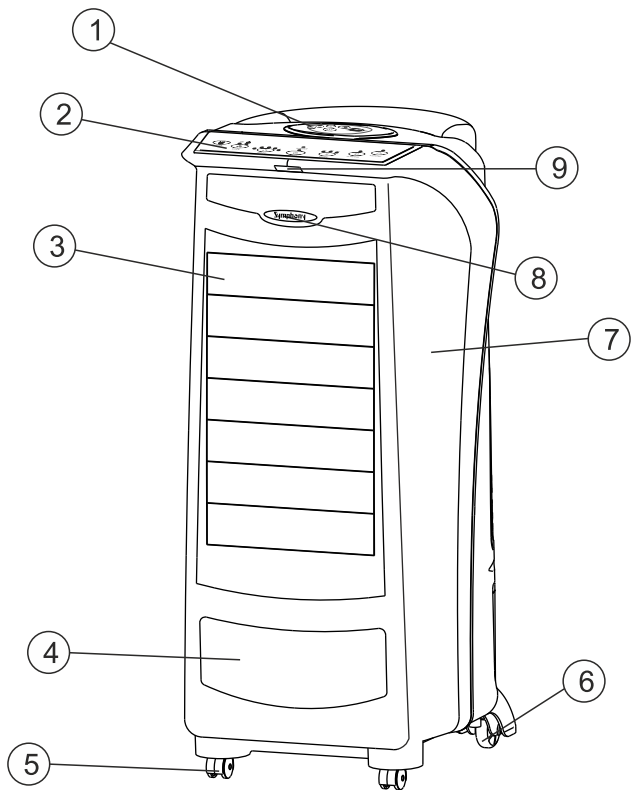
WATER FILTER: It collects the impurities available in water that circulates through the system for cleansing the air. This filter keeps the water absolutely clean to ensure effective washing and filtration of air.



ALLERGY FILTER: This TiO₂ coated filter attracts and reacts with various allergy inducing agents – allergens, and deactivates them.

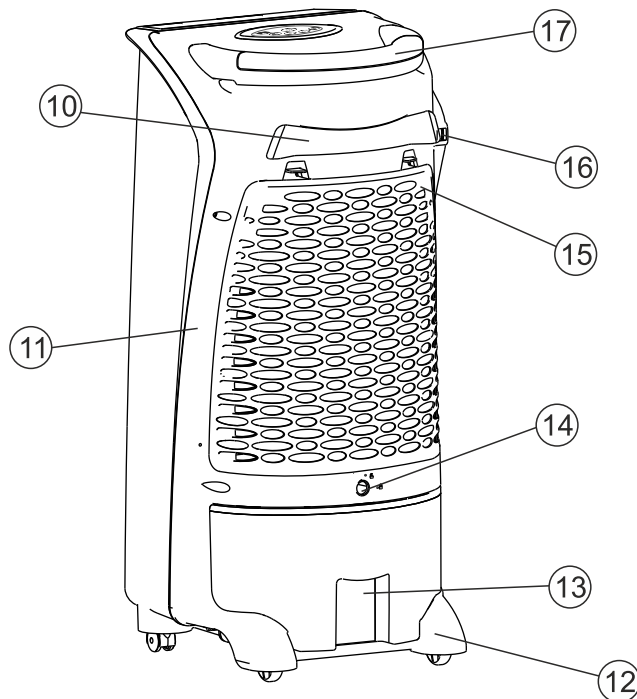
* For selected models only

PARTS DESCRIPTION



- 1. Remote control*
- 2. Digital control panel*
- 3. Automatic fully close able horizontal louvers*
- 4. Removable water tank
- 5. Castor

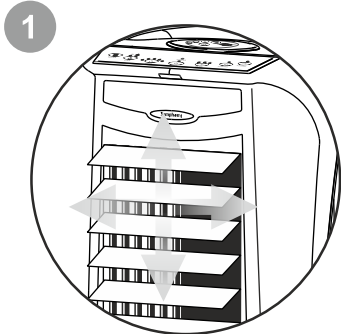
- 6. Wheel
- 7. Front cover
- 8. Logo
- 9. Eye window
- 10. Power cord winder
- 11. Back cover



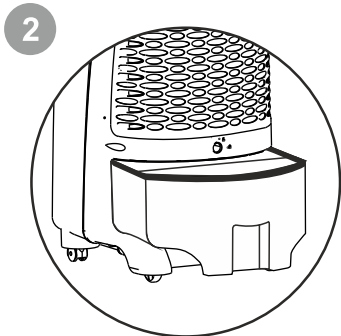
- 12. Wheel housing
- 13. Grip for tank removal
- 14. Water tank lock
- 15. Back grill with dust filter
- 16. Power cord
- 17. Handle for movement

* Applicable for silver i only

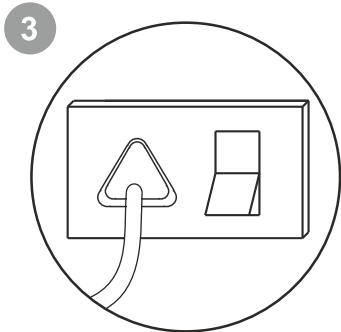
HOW TO INSTALL AND OPERATE SYMPHONY *SILVER i*



Take the cooler out from carton, Remove all protective covers. Place the cooler near an open window or door for effective cooling. Do not use cooler in a closed room. Ensure power supply is as specified for the cooler. There should not be any spikes in supply voltage. For operating on inverter, the cooler needs to be connected to only sine-wave inverter of appropriate rating.

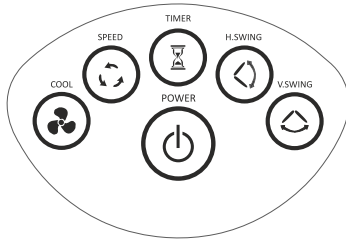


Disconnect the power cord while filling the water. As per the provision in your model, open the lock provided above the water tank at the back of the cooler to remove the tank. Pull the tank out to fill water. After filling sufficient water, push the tank back into the slot and close the lock.

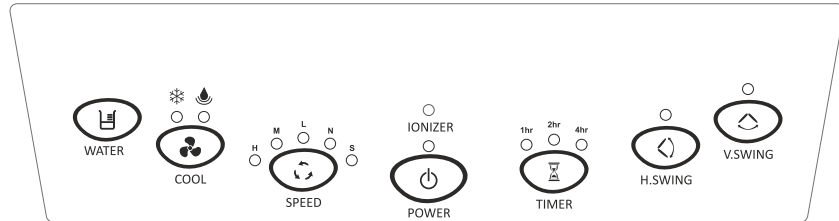


Plug in to power source and switch ON.

HOW TO INSTALL AND OPERATE SYMPHONY *SILVER i*



Remote



Control panel

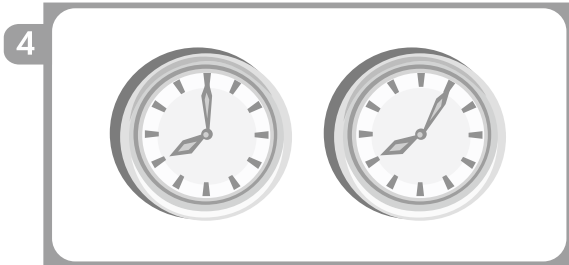
4

Now operate the cooler using the remote or through control panel. Follow the below mentioned instructions:

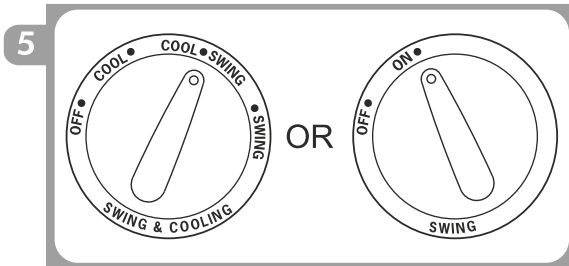
- (a) **POWER (ON/OFF) [⏻]** : Press the button to switch ON/OFF the cooler. Icon will glow with blue colour at ON position and RED colour at OFF position
- (b) **COOL [🌀]** : Press the button to switch ON/OFF the pump. Cool Icon will glow when switched ON. The Pump will start only when sufficient water is in the tank, indicated by water icon glowing in WHITE. Low water level indicated by a buzzer for 5 seconds and water icon will start blinking in red colour. After switching on the pump, wait for 5 second and water icon will start blinking in red colour.
- (c) **EHC [💧]** : Press the COOL button twice to opt for Electronic Humidity Control (EHC) mode which regulates water flow automatically to the cooling pads by allowing the water to flow for 10 minutes and then pausing for 3 minutes consecutively.
- (d) **SPEED [🌀]** : Press the button to start the blower. When started, the fan icon will glow. Press the button for high speed (H), medium speed (M), low speed(L), natural mode (N) and sleep mode (S).
- (e) **SWING [↔]** : Press H. Swing button to switch on/off the horizontal auto swing and press V. Swing button to switch ON/OFFthe vertical auto swing function.
- (f) **TIMER [🕒]** : Press the button once or multiple times to set OFF timer from 1 - 7 hours in intervals of 1 hr. Timer icon will glow when timer is switched ON and the glowing LEDs will indicate the total OFF time set.

HOW TO INSTALL AND OPERATE SYMPHONY SILVER

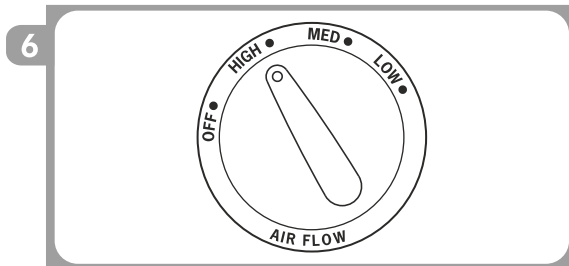
Steps 1 2 3 are same as silver i. Please refer to page 3



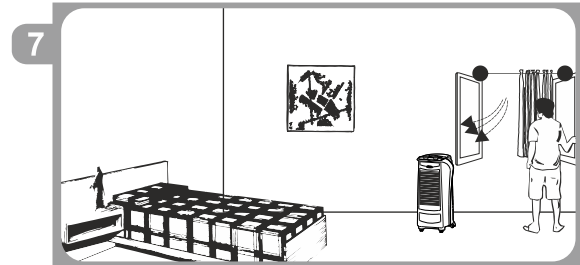
Switch on the pump of the cooler by putting the control knob in cool position but keeping the airflow control in OFF position. Wait for 5 minutes for the pad to get wet properly.




Set controls as desired.



For maximum air and cooling turn the air flow control to " High "





Keep the doors & windows open for optimum cooling performance. always keep the cooler in front of an open window.



Sit back and enjoy.

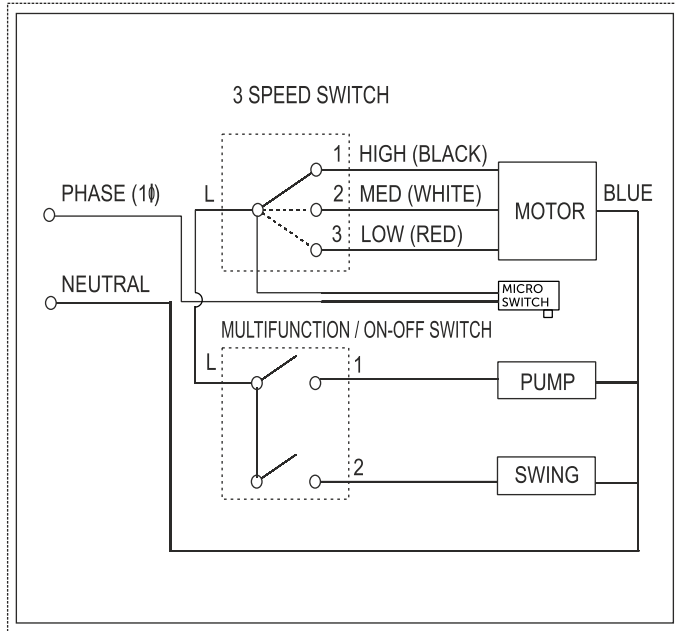
ELECTRICAL SPECIFICATIONS

Rated Voltage / Frequency - 220V/60Hz, 110V/60Hz, 230-240V/50Hz Single Phase				
Tech Specs		Model	Silver	Silver i
		Rated Power (watts)	220 V/60Hz	
110 V/60Hz			65	68
230-240V/50Hz			65	68
			132	132
Rated Current (A)	220 V/60Hz		0.34	0.35
	110 V/60Hz		0.65	0.70
Insulation Class			<input type="checkbox"/>	<input type="checkbox"/>
				
Symphony Limited Symphony House, FP12-TP50 Bodakdev, Off SG Highway, Ahmedabad 380054, India. www.symphonylimited.com		MADE IN INDIA		

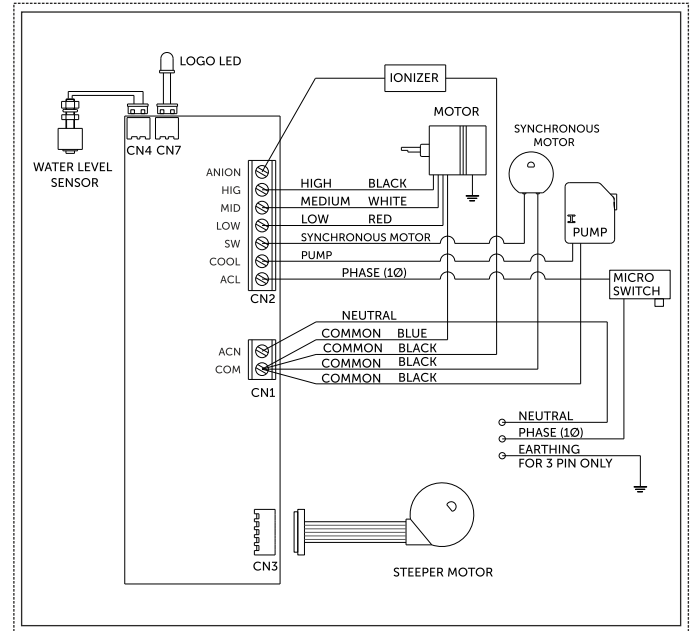
TROUBLE SHOOTING

Trouble	Cause	Remedy
Less Cooling	Pump is switched OFF	Switch ON the pump
	No air circulation	Insure cross ventilation
Water leakage	Check flexible pipe fitment	check flexible pipe fitment
	Grill lock is disengaged	Relock the grill
	Cooling pad is sagged	Change the cooling pads
Fan not working	Airflow switch is turned OFF at control panel	Switch ON the fan by selecting the required speed at control panel
	Loose contact at socket	Rectify faulty wiring / Socket in the house
	PCB or Motor Malfunction	Call symphony customer care help line no. 07930130111
Shock on cooler	Device malfunction	Call symphony customer care help line no. 07930130111
Horizontal or Vertical swing not working	Horizontal or vertical louvers not function properly	Switch OFF & ON the cooler thru remote or control panel
	Swing motor not working	Switch OFF & ON power supply Please do not adjust louvers manually and Call symphony customer care help line no. 07930130111

WIRING DIAGRAM



Silver



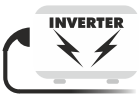
Silver i

MAINTENANCE

1. Disconnect the power cord before servicing or maintenance.
2. Do not make loose wiring or use inferior material in servicing or maintenance to avoid fire hazard.
3. Please stop the device and contact the authorized service provider in case of electric shock found on cooler.
4. Please disconnect the power supply before opening any cover to avoid injury due to rotating part / electric shock
5. Remove the stagnant water from the tank regularly is necessary to keep the tank clean and maintain hygienic environment.
6. To clean the cooling pad, please unplug the cooler; apply low water pressure with the help of pipe on cooling pad from outside. Depending on the surrounding environment, clean the pad at least once or twice in a year ,
7. Carbon filter 6 month to 12 month no n washable & anti bacteria + Allergy filter are 12 months & Washable
8. Under no circumstances, customer should open the cooler.
9. In case of any difficulties, please contact symphony authorized service provider.
10. Always use clean tap water.



This marking indicates that this product should not be disposed off with other house hold wastes through out the EU and other applicable countries. To prevent possible harm to the environment or human health from uncontrolled waste disposal, recycle it responsibly. If you wish to discard this product please contact your local authorities or dealer from where it was purchased and ask for correct method for disposal.



Symphony cooler works on inverter. The inverter should be of sine-wave type of appropriate rating.



Cooling performances depends on temperature of water used, relative humidity and ambient temperature

WARNING

1. Unplug and disconnect the cooler from power source before attempting any maintenance/service/cleaning/filling water.
2. If the supply cord is damaged, it must be replaced by the manufacturer, its service agent or a similar qualified person in order to avoid hazard. Do not operate any fan / blower with a damaged power cord or plug. Discard the fan/blower or return to an authorized service facility for examination and/or repair.
3. To avoid electric shock, connect only to an outlet provided with a ground fault circuit interrupting device.(ELCB = Earth leakage current breaker)
4. This appliance is not intended for use by persons (including children) with reduced physical, sensory or mental capabilities, or lack of experience and knowledge, unless they have been given supervision or instruction concerning use of the appliance by a person responsible for their safety.
5. Children less than 3 years of age should be kept away unless continuously supervised.
6. Children aged from 3 years and less than 8 years shall only switch ON/OFF the appliance provided that it has been placed or installed in its intended normal operating position and they have been given supervision or instruction concerning use of the appliance in a safe way and understand the hazards involved. children aged from 3 years and less than 8 years shall not plug in, regulate and clean the appliance or perform user maintenance
7. Children shouldn't be allowed to play with the cooler.
8. This appliance is not intended to be used in locations where special conditions prevail, such as the presence of a corrosive or explosive atmosphere (vapour or gas).
9. This appliance can be used by children aged from 8 years and above and persons with reduced physical, sensory or mental capabilities or lack of experience and knowledge if they have been given supervision or instruction concerning use of the appliance in a safe way and understand the hazards involved. Children should not play with the appliance. Cleaning and user maintenance should not be performed by the children without supervision.

WARRANTY REGISTRATION CARD

Date of Purchase ____/____/____

Model : _____

Name : _____

Address : _____

E-mail : _____

Mobile : _____ Phone : _____

Product Sr. No.

Condition of warranty

We extend this limited warranty to the original buyer (first retail purchaser) and warranty that the product shall be free from manufacturer defects in workmanship and materials for 12 months from the date of purchase. a. Warranty will come in with effect when the following conditions are met with: a) Warranty registration card duly filled and received by the company within 10 days from the date of purchase. b) Product is operated following the recommendations explained inside the user manual. b. The company's liability under the warranty will be limited only to motor, pump, louver motor, remote, PCB and also restricted to any such defect which occurs under conditions of normal operations and under proper use. Any part/s replaced by the company at its discretion shall be a functionally operative unit. c. This warranty shall not apply to product: 1) Which have not been purchased from authorized distributor through their network or company's authorized retail stores, 2) Which have been altered/opened by any other personnel not authorized by the company, 3) Incorrectly used in combination with any other substance or products, 4) Which are used for commercial rental purpose and / or which develops problems due to faulty care or maintenance and alterations to product or its parts. 5) Which is subjected to electrical supply for which the product is not designed, 6) Warranty will void if the product is operated with a sub-standard inverter or non-sine wave inverter. 7) If documentation of buying is not available to validate an original purchase. d. While the company will make every effort to carry out the repairs at the earliest, it however is made expressly clear that the company is under no obligation to do so in a specified period of time. e. This warranty shall automatically terminated on expiry of the warranty period of 12 months from the date of purchase even if the product may not be used for any time during the warranty period for any reason whatsoever. f. Cooling pads and outer plastic parts are not covered under warranty. g. The company shall not be liable in any case for any loss or damage caused to any property, death or disability caused to any human life arising out of fire, electrical fault, short circuit, accidental handling or any kind of natural calamity. As, such the company's liability is limited to the cost of the spare parts of the said products only. h. Change of address of the customers must be intimated to the company without which the warranty shall not be operational. i. Due to ongoing research and development, the company holds the rights to modify the product without any prior notice or obligation to buyers. j. Purchaser should retain the purchase bill as evidence of the date of purchase. Copy of the purchase invoice should be given to the visiting service technician while attending the complaint. In case of any alteration in the date of purchase invoice is found without sign and seal of the dealer, the warranty shall be void. k. During the warranty, customer is not entitled for exchange of product or refund money. l. The company does not have any Annual Maintenance Contract (AMC) policy. m. The court/Consumer forums only at Ahmedabad, Gujarat, India shall have exclusive jurisdiction for any disputes arising out of this sale/transaction. n. Service for this product shall be provided by Authorized Service Provider. You may register warranty by log on to www.symphonylimited.com/warranty or you may send SMS <sym, name, city, pin code, serial number> to 09510180111. Warranty will be applicable if registered within 15 days of purchase. O The above warranty conditions shall be applicable for domestic service only to the sales in the domestic markets of India only, excluding Northern Eastern states, Andaman and Lakshadweep. For overseas market the warranty will be given by the local distributor of the respective country. P. To register service request Please use either of the following ways to register your request.

- You may call on our all India help line No. 07930130111.
- You may send SMS to 09510070111 giving details as <name city pin code serial no.>
- You may log in through our website "symphonylimited.com/service".

Symphony Limited

Symphony House, FP12-TP50 Bodakdev,
Off SG Highway, Ahmedabad 380054, India.
E-mail : services@symphonylimited.com

Dealer's name
& signature

FOR SERVICE (INDIA)

 symphonylimited.com/service

OR

 <name, city, pincode, serial no.>
to **09510070111**

OR

 **07930130111**
give pincode, mobile no. & serial no.

Use any one of the above to register service request

WARRANTY REGISTRATION

Warranty will be applicable if registered within 10 days of purchase.

 symphonylimited.com/warranty

OR

 <sym, name, city, pincode, serial no.> to **09510180111**



Symphony Limited

Symphony House, FP12-TP50 Bodakdev, Off SG Highway, Ahmedabad 380054, India.

E-mail : services@symphonylimited.com

Revision 03 - Date 24-02-2016

natural cooling

Symphony[®]

www.symphonylimited.com