

# SMART / SMART IR

## INTELLIGENT FANS

Smart exhaust fans with stylish design for enhanced comfort in bathrooms, shower rooms, kitchens



**Air flow:**  
up to 133 m³/h  
37 l/s



**Power:**  
up to 3.8 W  
**SFP:**  
up to 0.1 W/l/s



**Noise level:**  
from 17 dBA



Savanna


Cosmos  
Black

Royal  
Granit

Brilliant  
Red


Platinum


Volcano  
Gray



Madeira




## Features



- Intelligent electronics and integrated functions for the ideal microclimate.
- High air flow up to 133 m³/h and silent operation due to a specially designed motor and aerodynamic profiled impeller.
- High-efficient DC motor with low energy demand of max 3.8 W and reliable non-stop operation rated for above 50 000 hours.
- Impulse-type power supply unit with a wide power supply range from 100 to 240 V, 50 (60) Hz provides uninterruptible operation in electrical grids with versatile power supply standards.
- The fan has automatic power shutoff function in case of the motor jam.
- Low noise level due to specially designed fixation of the motor and the impeller on a vibration absorbing mount.
- The built-in slide switch makes it easy to disconnect the fan from power mains for safe operation.
- Ultrathin casing with 28 mm thickness.
- Versatile mounting – vertical or horizontal installation.
- Replaceable connecting piece for connection to Ø100 or 125 mm air ducts.



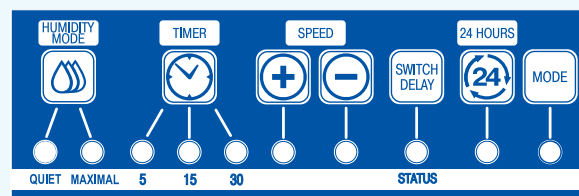
- Easy detachable motor and impeller block requires no tools and provides comfortable servicing.



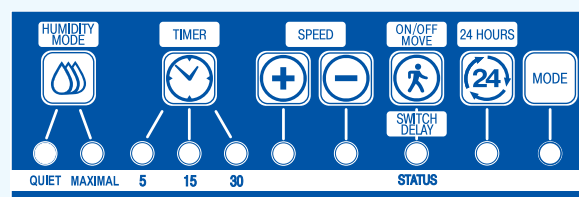
- Function setup and fan control from a remote controller.

- Multifunctional control panel with LED's:

- Smart



- Smart IR



## Designation key

Smart	IR	Savanna
Model	Option	Color

## SMART / SMART IR

## INTELLIGENT FANS

### Modes and functions

The fan is developed with respect to the latest intelligent ventilation technologies:



#### INTELLIGENT HUMIDITY SENSOR

The fan is equipped with an intelligent humidity sensor for automatic control of natural indoor climate.

**QUIET** – the balanced humidity extraction mode that provides sufficient air flow (up to 83 m<sup>3</sup>/h) combined with silent operation. This mode is recommended for small bathrooms.

**MAXIMAL** – excessive humidity extraction mode with maximum air flow up to 133 m<sup>3</sup>/h. This mode is recommended to the bathrooms above 6 m<sup>2</sup>.



#### TIMER

The fan is equipped with three various timer types for the most comfortable microclimate:

- **HUMIDITY TIMER** – adjustment of the operation time of the fan for total humidity removal after stabilization of its level, adjustable for 30, 45, 60 min.
- **TURN-OFF DELAY TIMER** – after activation of the IR motion sensor or the external switch the fan continues operating within 5, 15 or 30 min and then reverts to previous operation mode.
- **TURN-ON DELAY TIMER** – if you have to visit your bathroom frequently and briefly, adjust the turn-on delay function to avoid unnecessary switching of the fan.

The fan switches to higher speed in 0, 2 or 5 minutes after the humidity level increase or activation of the IR motion sensor.



#### 24 HOURS

The fan runs with low speed to ensure minimum air exchange in the room. After humidity change, the fan switches to MAXIMAL (by default) or QUIET mode. After the signal from the IR-Sensor or an external switch the fan will turn to QUIET mode.



#### INTERVAL VENTILATION

Integrated function of the automatic room ventilation. Each 15 hours the fan is switched on for 2 hours to ventilate the premise with the air flow 83/72 m<sup>3</sup>/h (Ø125/Ø100).



#### SMOOTH SPEED CONTROL

The fan has an integrated smooth speed control function adjustable in 10 speeds:

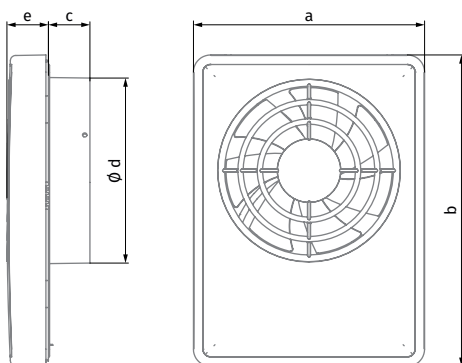
- for QUIET mode from 40/33 to 83/72 m<sup>3</sup>/h (Ø125/100);
- for MAXIMAL mode from 83/72 to 133/106 m<sup>3</sup>/h (Ø125/100).



#### IR MOTION SENSOR (FOR SMART IR)

Automatic switching on of the fan in QUIET mode after the IR motion sensor is activated. Detection range from 1 up to 4 m, viewing angle – 100°.

### Overall dimensions



Dimensions [mm]	a	b	c	Ø d	e
Smart / Smart IR	155	209	28	100/125	28

### Technical data

Model	Smart / Smart IR					
Spigot diameter [mm]	100			125		
Mode	24 hours	Quiet	Maximal	24 hours	Quiet	Maximal
Maximum air flow [m <sup>3</sup> /h (l/s)]	33 (9)	72 (20)	106 (29)	40 (11)	83 (23)	133 (37)
Noise level [dBA]	17	22	31	17	21	32
Air flow, factory settings [m <sup>3</sup> /h]	33	72	82	40	83	97
Control range [m <sup>3</sup> /h]	–	33...72	72...106	–	40...83	83...133



#### Accessories

##### Duct system



BlauPlast

##### Flexible air ducts



BlauFlex

##### Grilles and hoods



Decor, GM

##### Clamps



K, KZ